


MATH WORKPLAN


INTERSESSION WEEK / (APRIL 27TH - MAY 3RD)

4 th Grade	MATH PROJECT Fractions Fact Families/Flip Book 	MATH TALK! DISCUSSION QUESTIONS * Answer 3 questions in the comment box/Use your math Notes	HEALTH CARE WORKERS ARE OUR HEROES "Thank You" Letter Or a Poster
Monday	Prepare your materials You can print out the pages, use computer loose-leaf or construction paper/ Read directions	Question #1 Be clear and precise!	1st Choice "Thank You" Letter Please use the template provided to your Grade level
Tuesday	Color each Fraction family different color Follow directions step by step to create all the fractional families (Whole-twelfths)	Question#2 Be clear and precise!	2nd Choice "Thank You" Poster Use the decorative "Thank you" or the "heart" template
Wednesday	Gather Materials Put the fraction families together to form a flip book	Question#3 Be clear and precise!	Submit For the letter use the pen on the top of the page to print out your kind words and email it back to me
Thursday	Final Phase Add any type of decoration/Submit a photo to publish on our Classroom Instagram	Check Teacher's feedback Revisit your answers if needed	For the poster take <u>two</u> close picture, one for the poster itself and of you holding it
Friday	Flex Friday Census Awareness Ideas/poster, picture, photo, short video segment or others	Flex Friday Census Awareness Ideas/poster, picture, photo, short video-segment or others	Flex Friday Census Awareness Ideas/poster, picture, photo, short video segment or others

*Please remember to log all your finished work on the **Student Work Log**

MATH WORKPLAN

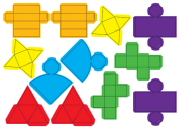
INTERSESSION WEEK / (APRIL 27TH-MAY 3RD)

5 th Grade	MATH PROJECT Fractions Choice Board 	MATH TALK! DISCUSSION QUESTIONS * Answer 3 questions in the comment box/Use your math Notes	HEALTH CARE WORKERS ARE OUR HEROES "Thank You" Letter Or a Poster
Monday	Prepare your materials Use the menu to decide on 2 activities of your choice /Gather your Materials	Question #1 Be clear and precise!	1st Choice "Thank You" Letter Please use the template provided to your Grade level
Tuesday	Activity #1 Follow directions step by step to create your Item in a creative way	Question#2 Be clear and precise!	2nd Choice "Thank You" Poster Use the decorative "Thank you" or the "heart" template
Wednesday	Activity #2 Follow directions step by step to create your Item in a creative way	Question#3 Be clear and precise!	Submit For the letter use the pen on the top of the page to print out your kind words and email it back to me
Thursday	Final Phase Add any type of decoration/Submit a photo to publish	Check Teacher's feedback Revisit your answers if needed	For the poster take two close picture, one for the poster itself and of you holding it
Friday	Flex Friday Census Awareness Ideas/poster, picture, photo, short video segment or others	Flex Friday Census Awareness Ideas/poster, picture, photo, short video segment or others	Flex Friday Census Awareness Ideas/poster, picture, photo, short video segment or others

*Please remember to log all your finished work on the **Student Work Log**

MATH WORKPLAN

INTERSESSION WEEK / (APRIL 27TH-MAY 3RD)

6 th Grade	MATH PROJECT <u>From Nets to Solids/</u> <u>Geometric Nets</u> 	MATH TALK! DISCUSSION QUESTIONS *Answer 3 questions in the comment box/Use your math Notes	HEALTH CARE WORKERS ARE OUR HEROES <u>"Thank You" Letter</u> <u>Or a Poster</u>
Monday	<u>Solids and Nets Overview</u> Watch videos/Part (1-4)	Question #1 Be clear and precise!	1st Choice "Thank You" Letter Please use the template provided to your Grade level
Tuesday	<u>Choose your Nets</u> Explore listed website to choose at least 5 solids net to print out Or use Attach Net Doc.	Question#2 Be clear and precise!	2nd Choice "Thank You" Poster Use the decorative "Thank you" or the "heart" template
Wednesday	<u>Decorate your Nets</u> Draw your favorite design or add sticker to the nets/Be creative	Question#3 Be clear and precise!	Submit For the letter use the pen on the top of the page to print out your kind words and email it back to me
Thursday	Final Phase Fold your net to form the solid shape/Submit a photo to publish	Check Teacher's feedback Revisit your answers if needed	For the poster take two close picture, one for the poster itself and of you holding it
Friday	Flex Friday Census Awareness Ideas/poster, picture, photo, short video segment or others	Flex Friday Census Awareness Ideas/poster, picture, photo, short video segment or others	Flex Friday Census Awareness Ideas/poster, picture, photo, short video segment or others

*Please remember to log all your finished work on the **Student Work Log**